



# PeeringDB Update



Steve McManus

[smcmanus@akamai.com](mailto:smcmanus@akamai.com)

# Presentation Goals

- Slide overview and content
  - We're developing a new 2017 slide deck with a short/medium/long format for presentation at conferences
  - A 101 introduction tutorial is at the end after the main deck
  - Planning to expand the tutorial into more detailed 201, 301, etc. versions
- Highlight integration with PeeringDB
  - We want to promote the latest tools and integration developments
  - If you have a tool you'd like us to announce, please get in touch at [productcom@lists.peeringdb.com](mailto:productcom@lists.peeringdb.com)
- We want your feedback on PeeringDB's presence at conferences!
  - Goal is to educate and evangelize PeeringDB to facilitate interconnection
  - How can we be most effective in building the peering community?

# Agenda

1. Organization and Election Update
2. Strategic Goals and Organizational Objectives
3. Feature Planning Process and Roadmap Update
4. Third Party Integration

# What is PeeringDB?

**Mission statement:** “PeeringDB, a nonprofit member-based organization, facilitates the exchange of user maintained interconnection related information, primarily for Peering Coordinators and Internet Exchange, Facility, and Network Operators.”

- A PeeringDB record makes it easy for people to find you, and helps you to establish peering
- If you aren't registered in PeeringDB, you can register at <https://www.peeringdb.com/register>
- We use basic verification for new accounts and require current whois information, so please
  - Update and maintain your whois information
  - Register from a company email address



# Governance and Membership

- PeeringDB is a United States 501(c)(6) volunteer organization that is 100% funded by sponsorships
- Healthy organization, building financial reserves and executing the long term strategic plan
- Membership rules
  - A corporation, limited liability company, partnership or other legal business entity may be a Member of the Corporation
  - Membership is determined by having both an active PeeringDB.com account and an individual representative or role subscription to the PeeringDB Governance mailing list
  - 327 addresses subscribed to the Governance mailing list (as of 25 Apr, 2017)
  - Governance list is at <http://lists.peeringdb.com/cgi-bin/mailman/listinfo/pdb-gov>
  - More information available at <http://gov.peeringdb.com/>

# Board of Directors and Officers



Chris Caputo – Secretary & Treasurer  
(Non-Board Member)



Patrick Gilmore – Director  
(Term Expires 2019)



Aaron Hughes – President  
(Term Expires 2018)



Arnold Nipper – Director  
(Term Expires 2019)



Bijal Sanghani – Director  
(Term Expires 2019)



Job Snijders – Vice President  
(Term Expires 2018)

# Committees

## Admin Committee

- Manage administration of user accounts and PeeringDB records
- Answer support tickets
- Board members Job Snijders (Chair) and Arnold Nipper (Vice Chair)
- Seeking 2 community volunteers (1 year term)
- Language experience is helpful, especially Portuguese (Brazilian dialect)
- Contact: [admincom@lists.peeringdb.com](mailto:admincom@lists.peeringdb.com)

## Product Committee

- Ask for input from the community on desired features
- Manage roadmap and development priorities
- Write SoWs to solicit bids to complete requested features
- Board members Aaron Hughes (Chair) and Matt Griswold (Vice Chair)
- Contact: [productcom@lists.peeringdb.com](mailto:productcom@lists.peeringdb.com)

# Admin Committee



Samer  
Abdel-Hafez



Hendrik  
Braasch



Kate  
Gerry



Christoffer  
Hansen




Peter  
Helmenstine



Florian  
Hibler



Eric  
Lindsjö



Julimar  
Mendes



Arnold Nipper –  
Vice Chair



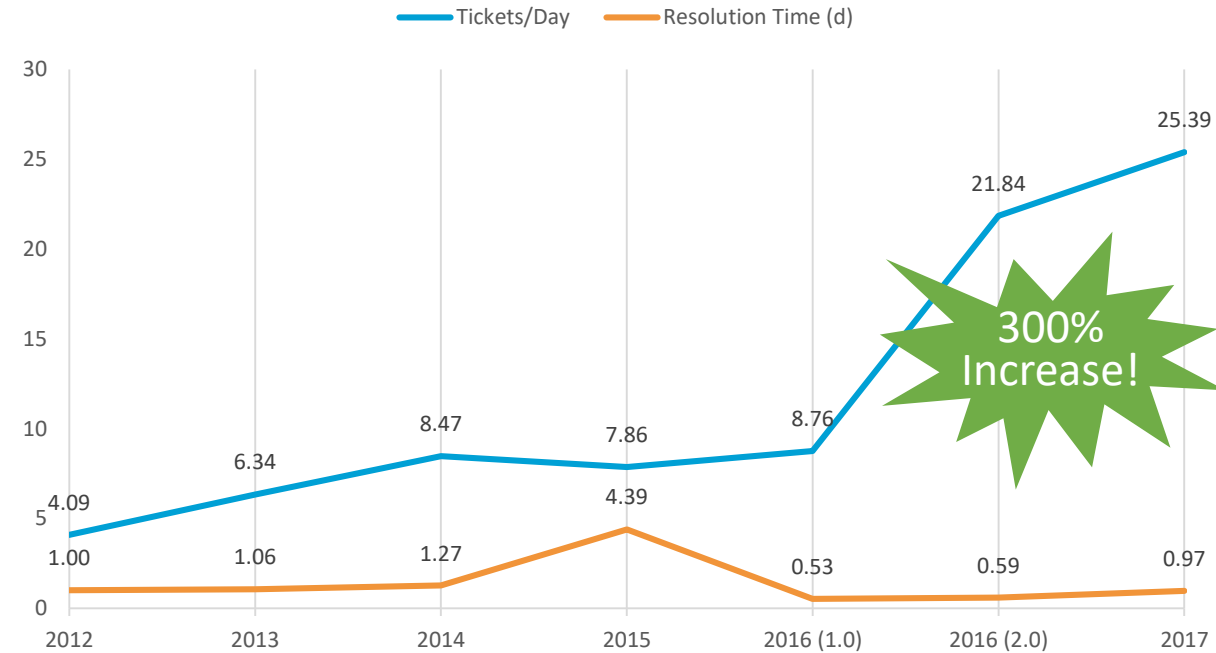
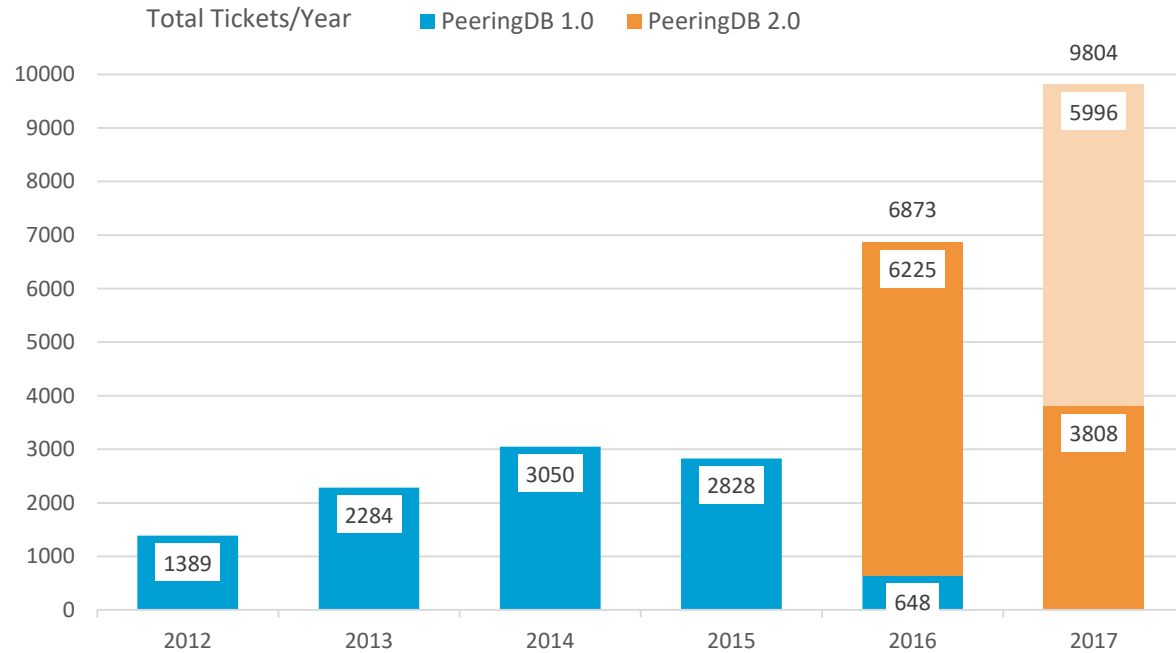
Job Snijders –  
Chair



Michael  
Still



# Support Ticket Statistics



- Admin Committee volunteers are based around the world in a variety of time zones
- Goal is to resolve support tickets within 24 hours

# Product Committee



Karthik  
Arumugham



Matt Griswold –  
Vice Chair



Greg  
Hankins



Aaron Hughes –  
Chair



Martin  
Levy



Eric  
Loos



Stephen  
McManus



Arnold  
Nipper



Kay  
Rechthien



Bijal  
Sanghani



Job  
Snijders

# Become a PeeringDB Sponsor!

- Diamond Sponsorship - \$25,000 / year



- Limited to 2 sponsors
- Very large logo on top line of Sponsors page with URL
- Diamond Sponsor badge display on all records
- Social media promotion

- Platinum Sponsorship - \$10,000 / year



- Large logo on second line of Sponsors page with URL
- Platinum Sponsor badge display on all records
- Social media promotion

- Gold Sponsorship - \$5,000 / year



- Medium logo on third line of Sponsors page
- Gold Sponsor badge display on all records
- Social media promotion

- Silver Sponsorship - \$2,500 / year



- Small logo on fourth line of Sponsors page
- Silver Sponsor badge display on all records
- Social media promotion

- Contact [sponsorship@peeringdb.com](mailto:sponsorship@peeringdb.com) for sponsorship info

## Microsoft Diamond Sponsor

Organization	<a href="#">Microsoft</a>
Also Known As	8068
Company Website	<a href="http://www.microsoft.com">http://www.microsoft.com</a>
Primary ASN	8075
IRR Record	AS-MICROSOFT

## DE-CIX Frankfurt Platinum Sponsor

Organization	<a href="#">DE-CIX Management GmbH</a>
Long Name	Deutscher Commercial Internet Exchange
City	Frankfurt
Country	DE
Continental Region	Europe



Proud Sponsor of  
**PeeringDB**

GOLD

# Thank you to our sponsors!

Diamond Sponsors  Microsoft

Platinum Sponsors  Google MARKLEY YAHOO!

Gold Sponsors facebook  Internet Society  IX | AUSTRALIA  
INTERNET PEERING FOR AUSTRALIA

Silver Sponsors  akamai  amsix  APNIC  BBIX  border6 NON STOP INTERNET  cologix  DIGITAL REALTY interxion™  
 KDDI  TELEHOUSE  lacnic  LINX — Est. 1994 —  netnod  NLIX  
 NTT Communications  NYIIX  LAIIX  RIPE NCC RIPE NETWORK COORDINATION CENTRE  SysEleven  workonline communications  zenlayer

# Agenda

1. Organization and Election Update
2. Strategic Goals and Organizational Objectives
3. Feature Planning Process and Roadmap Update
4. Third Party Integration


# 2017 – 2018 Strategic Direction

- Ensure reliability, security and support of PeeringDB services
- Maintain, develop, and enhance functionality of PeeringDB services as sought by the users and supported by the membership and community
- Educate the community on effective use of PeeringDB
- Educate the community on interconnection
- Evangelize use of PeeringDB



# 2017 – 2018 Strategic Direction

- Encourage support of PeeringDB via sponsorship
- Build a reserve of 2 years of operational funds for the longterm stability of the organization
- Strengthen relationships with operator and peering forums, and other related databases, to work cooperatively on interconnection topics
- Legal review of liabilities, and insurance (D&O)
- Succession planning



# 2017 Organizational Objectives

- Obtain contracts for all supporting service providers
- Ensure supporting services are always available
- Ensure regular backups for all services
- Ensure security for private user data
- Conduct redundancy and restoration test bi-annually
- Support the Admin Committee to ensure user expectations are met
- Manage contractor for maintenance, minor development and basic support for underlying PeeringDB platform
- Support the Product Committee for major development and feature enhancements to ensure user expectations are met
- Provide education material in the form of a quick start guide, embedded online assistance, webinars and tutorials
- Participate in peering discussions globally where possible
- Expand social media presence as new material is created
- Survey the existing sponsors
- Write and implement surplus plan
- Present at major conferences where possible
- Conduct one election in April each year
- Conduct one member meeting in April each year
- Engage council for annual review of liabilities and insurance
- Write succession plan



# Agenda

1. Organization and Election Update
2. Strategic Goals and Organizational Objectives
3. Feature Planning Process and Roadmap Update
4. Third Party Integration

# Feature Workflow

- All features tracked using GitHub at <https://github.com/peeringdb/peeringdb/issues> with the ZenHub overlay
  - Anyone can open a feature requests, there are no internal or hidden requests
  - Open and transparent process for feature development
  - Workflow is at <http://docs.peeringdb.com/workflow/>
- Product Committee feature process
  - Evaluate and prioritize the requests
  - Request a quote for development costs
  - Request budget from the board
  - Manage implementation and scheduling

## Example Categories

AC (Support Workflow)

Bug

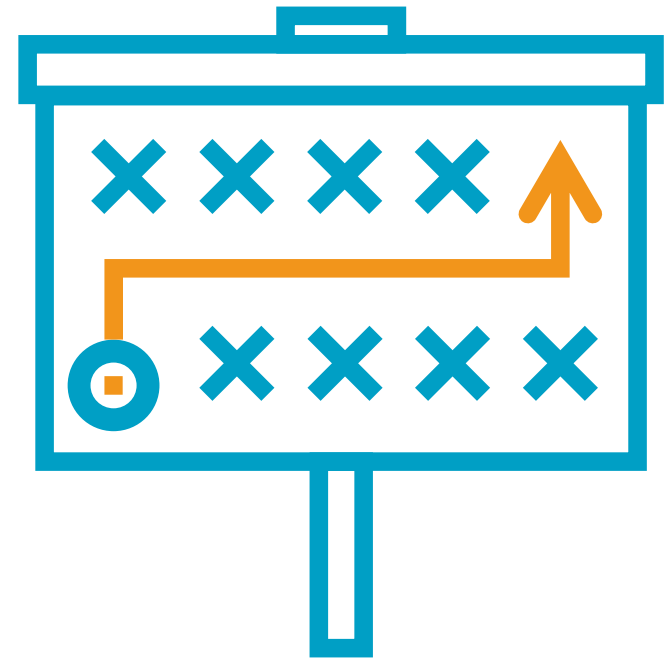
Enhancement

Usability

Your input is needed on features!

# New Release Process

- Announced at least one week in advance with all changes to give the community notice
  - Beta site is already running the development version for testing
  - Announced on PDB Announce list, Twitter, Facebook
- Released on Wednesdays at 0400Z and avoids
  - Mondays and Fridays
  - International holidays
  - Large conferences and events (APRICOT, EPF, GPF, NANOG, RIPE, etc.)
- List of current changes (release notes) for each version are on GitHub at <https://github.com/peeringdb/peeringdb/milestones>



# Beta Development

- Beta server
  - Available at <https://beta.peeringdb.com/>
  - Runs the latest beta software version
  - Full access over HTTP and the API
  - Database is local to the beta server only, changes are not reflected on the production servers
- Latest changes
  - Available at <https://beta.peeringdb.com/changes>
  - Redirects to the list of issues on GitHub
  - Documents all of the changes in the current beta version
- Anyone can log bugs and feature requests in GitHub at <https://github.com/peeringdb/peeringdb/issues>



# 2017 Roadmap

- Several maintenance releases with small features have been released since PeeringDB 2.0 was launched
- We will have major releases with larger features in 2017
- Roadmap focus areas
  - Data quality, privacy, confidentiality
  - Usability and API
  - Platform stability and reliability
  - Product evolution
- Communication focus areas
  - Partner management
  - Communication outreach
  - Membership engagement

# Agenda

1. Organization and Election Update
2. Strategic Goals and Organizational Objectives
3. Feature Planning Process and Roadmap Update
4. Third Party Integration

# Third Party Integration

- PeeringDB maintains interconnection data
  - Permissions and privacy on user information are set by the user
  - Accuracy is essential
  - Exchange sources are vetted
  - Data conflicts are resolved by the Admin Committee
- Third party integration with PeeringDB has started in two ways
  - Data exchange with organizations
  - Use by free and commercial software, full list at <http://docs.peeringdb.com/#tools>

# Data Exchange

- PeeringDB's goals are to
  - Maintain data integrity
  - Provide complete data needed for interconnection
- Working to exchange data with organizations that maintain data on facilities, IXPs, and networks
  - Open and transparent process and integration
  - Not for user data
- IXP data: IX-F, Euro-IX, PCH
- Network data: RIRs (ASNs)
- Facility data: Inflect







# Software Highlight: TraceMON

- TraceMON is a tool for visualizing a network topology generated by traceroutes
  - Provides one-click access to IXP and network info
  - Displays PeeringDB info and allows the user to update their record
- RIPE Atlas users can access it by selecting a traceroute measurement and clicking on the TraceMON tab at <https://atlas.ripe.net/measurements/?search=&status=&af=&kind=2%2C4&age=#!tab-public>
- Full article is at [https://labs.ripe.net/Members/massimo\\_candel\\_a/tracemon-traceroute-visualisation-network-debugging-tool](https://labs.ripe.net/Members/massimo_candel_a/tracemon-traceroute-visualisation-network-debugging-tool)



# Information and Resources

- Announce list:  
<http://lists.peeringdb.com/cgi-bin/mailman/listinfo/pdb-announce>
- Governance list:  
<http://lists.peeringdb.com/cgi-bin/mailman/listinfo/pdb-gov>
- Technical list:  
<http://lists.peeringdb.com/cgi-bin/mailman/listinfo/pdb-tech>
- User Discuss list:  
<http://lists.peeringdb.com/cgi-bin/mailman/listinfo/user-discuss>
- Docs, presentations, guides, tools:  
<http://docs.peeringdb.com/>
- Board and Officers:  
[stewards@lists.peeringdb.com](mailto:stewards@lists.peeringdb.com)
- Admins: [support@peeringdb.com](mailto:support@peeringdb.com)
- Presentation requests:  
[productcom@lists.peeringdb.com](mailto:productcom@lists.peeringdb.com)
- Uptime status:  
<http://status.peeringdb.com/>
-  Bugs and feature requests:  
<https://github.com/peeringdb/peeringdb/>
- Social media:
  -  [@PeeringDB](https://twitter.com/PeeringDB)
  -  <https://www.facebook.com/peeringdb/>
  -  [https://www.linkedin.com/company/peeri  
ngdb](https://www.linkedin.com/company/peeringdb)



# Questions?



# Tutorial Slides

# PeeringDB 2.0 Key New Infrastructure Features

- Complete rewrite in Python
  - Python: fast and clean, widely used and supported
  - HTML5: adaptive design for desktop and mobile
  - Support for a multideveloper environment
- Redesigned schema with data validation
  - All data is permissioned and editable
  - Input validation on fields: IP addresses, email addresses, etc.
  - Validation in PeeringDB record: dropdown box to select ASN at exchange
- Data versioning
  - Revision history for every data change
  - Easy to restore and roll back
  - Historical data import from CAIDA going back to 2010 (not available yet)
- RESTful API
  - Stateless
  - Incremental database syncs
  - With documentation and tools, oh my!



# PeeringDB 2.0 Key New User Features

- Facilities and exchanges can now update their own info
  - Networks are still required to associate their record at a facility or exchange
- Multiple records of any type can be associated with an organization
  - Simpler organization management with a single account for network, facility, exchange records
- One account can manage multiple organizations
  - Manage all of the things with a single account
- Users can manage their accounts
  - Admin account for an organization can delegate fine-grained permissions
- Contact info has permissions
  - Private/users/public permissions
  - All users must register, no more guest account
  - Public view can see all info except contact info (no login needed)
- APIs and local database sync
  - Sync PeeringDB to a local database in any engine format

# RESTful API Designed for Automation

- All operations are supported and are designed to be automated
  - Read
  - Create
  - Update
  - Delete
- Each object type has an associated tag
  - org
  - net
  - ix
  - fac
- List of objects: <https://peeringdb.com/apidocs/>
- API documentation: [http://docs.peeringdb.com/api\\_specs/](http://docs.peeringdb.com/api_specs/)

# Quick Examples Return Output in JSON

- List all networks: `curl -X GET https://<username>:<password>@www.peeringdb.com/api/net`
- Show a specific network: `curl -X GET https://<username>:<password>@www.peeringdb.com/api/net/20`

```
{ "meta": {}, "data": [{ "id": 20, "org_id": 10356, "org": { "id": 10356, "name": "20C", "website": "http://20c.com", "notes": "", "net_set": [20], "fac_set": [], "ix_set": [], "address1": "", "address2": "", "city": "Chicago", "country": "US", "state": "IL", "zipcode": "", "created": "2014-11-17T14:59:34Z", "updated": "2016-03-23T20:39:18Z", "status": "ok"}, "name": "20C", "aka": "", "website": "http://20c.com", "asn": 63311, " ... }
```



# List All Peers at an IXP (CATNIX)

Peers at this Exchange Point		Filter
Peer Name ▼ ASN	IPv4 IPv6	Speed Policy
<a href="#">Acens Technologies</a> 16371	193.242.98.9 None	1G Open
<a href="#">ADAM</a> 15699	193.242.98.137 2001:7f8:2a:0:2:1:1:5699	1G Open
<a href="#">Adamo Telecom Iberia S.A</a> 35699	193.242.98.143 2001:7f8:2a:0:2:1:2:9518	10G Open
<a href="#">Altecom (Alta Tecnologia en Comunicacions, S.L.)</a> 16030	193.242.98.4 2001:7f8:2a:0:1:1:1:6030	10G Open
<a href="#">bitNAP Datacenter</a> 43578	193.242.98.160 2001:7f8:2a:0:3:1:4:3578	1G Open
<a href="#">BT Spain</a> 12541	193.242.98.145 2001:7f8:2a:0:2:2:0:8903	1G Open
<a href="#">CATNIX-SERVICES</a> 49638	193.242.98.119 None	6G Open
<a href="#">Claranet</a> 8426	193.242.98.131 2001:7f8:2a:0:2:1:0:8426	1G Selective
<a href="#">Cloudflare</a> 13335	193.242.98.153 2001:7f8:2a:0:2:1:1:3335	10G Open
<a href="#">Colt Technology Services</a> 8220	193.242.98.13 None	1G Open
<a href="#">CSUC</a> 13041	193.242.98.38 None	10G Open
<a href="#">Easynet Global Services</a> 4589	213.234.0.15 2001:7f8:2a:0:2:1:0:4589	1G Selective
<a href="#">EBRETIC INGENIERIA SL</a> 199496	193.242.98.162 2001:7f8:2a:0:3:1:19:9496	1G Open

```
% curl -s -X GET https://www.peeringdb.com/api/netixlan\?ixlan_id=62 \
| jq '.data[]'
{
  "id": 459,
  "net_id": 91,
  "ix_id": 62,
  "name": "CATNIX",
  "ixlan_id": 62,
  "notes": "",
  "speed": 1000,
  "asn": 8220,
  "ipaddr4": "193.242.98.13",
  "ipaddr6": null,
  "is_rs_peer": false,
  "created": "2010-07-29T00:00:00Z",
  "updated": "2016-03-14T21:09:42Z",
  "status": "ok"
}
```

# Local Database Sync

- Database sync gives you a local copy of PeeringDB for customization or internal use
  - Sync as often as you like
  - Incremental sync is supported
- Improves performance and reduces load on PeeringDB servers
- Build custom indexes and interfaces
- Add custom fields
- Choice of database engines
  - Currently supported: MySQL, Postgres, SQLite
- Sync using the provided tools or build your own using the API

# Django Library

- django-peeringdb is a Django library with a local PeeringDB database sync
- Defines the database schema to create a local database copy
- Easy to integrate in a common framework for locals tools and custom interfaces
- Supports multiple database engines (MySQL, Postgres, SQLite)
- Available at <http://peeringdb.github.io/django-peeringdb/>

# Python Client

- peeringdb-py is a Python client for PeeringDB
- Gets objects and outputs in JSON or YAML format
- Provides a whois-like display of records
- Integrated local database sync
- Python library for integration with custom tools
- Available at <http://peeringdb.github.io/peeringdb-py/>
- Examples at <https://github.com/grizz/pdb-examples>

# Register or Request Affiliation to an Existing Organization

The screenshot shows the PeeringDB website interface. At the top left is the PeeringDB logo. To its right is a search bar with the placeholder text "Search here for a network, IX, or facility." and a link to "Advanced Search". In the top right corner, the user "ghankins" is logged in, with a menu icon. Below the search bar, a blue oval highlights the message "You have confirmed your email address!". To the left of the main content area, there are three numbered steps: "2. Confirm Email Address (Click Here if not Confirmed)", "3. Enter ASN or Organization Here Autocomplete on Existing ASNs and Organizations in PeeringDB", and "4. Click 'Affiliate' Existing: Organization Admin Needs to Approve New: Generates a Support Ticket for Validation and Approval". The main content area is titled "Affiliate with organization". It contains three instructions: "To affiliate with an existing organization, please enter the ASN or organization name below.", "To register a new network organization, please enter the ASN and organization name below.", and "To register a new facility or exchange organization, please enter the organization name below (ASN is optional).". Below these instructions are two input fields: "ASN" and "Organization". A blue oval highlights the "Affiliate" button. Below the button is a section titled "Existing affiliations" which shows a message: "Your affiliation with Nokia IP/Optical Networks Labs has been approved." In the top right corner, a dropdown menu is open for "Nokia IP/Optical Networks Labs", showing options for "Profile" and "Logout". A blue oval highlights the "Profile" option.

**2. Confirm Email Address**  
(Click Here if not Confirmed)

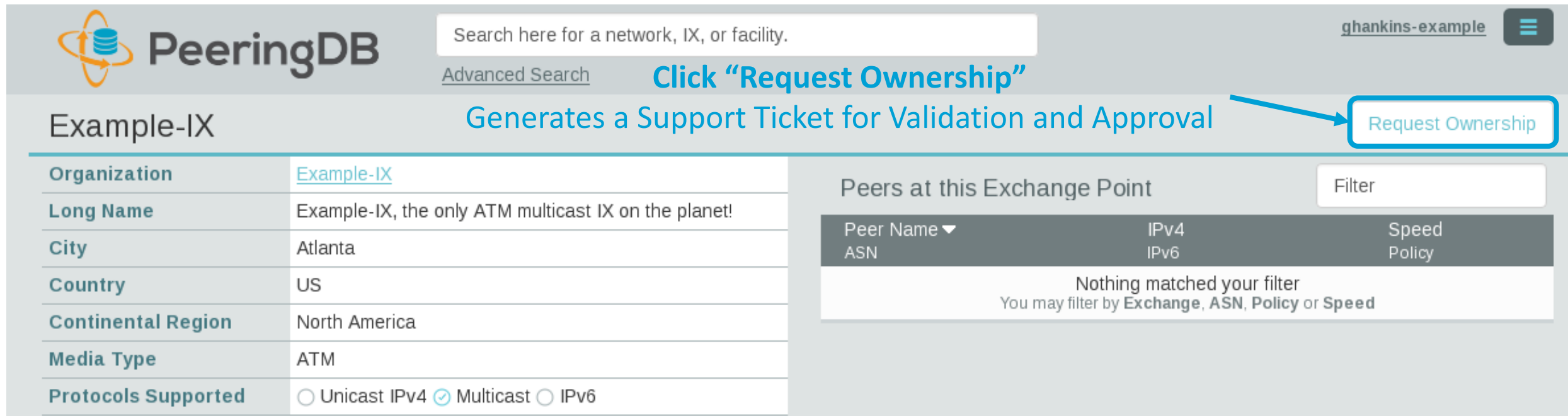
**3. Enter ASN or Organization Here**  
Autocomplete on Existing ASNs and Organizations in PeeringDB

**4. Click "Affiliate"**  
Existing: Organization Admin Needs to Approve  
New: Generates a Support Ticket for Validation and Approval

**1. Go to Your Profile**

# Request Ownership of an Existing Organization

- Network records should already have an organization admin copied from PeeringDB 1.0
- Facility and exchange records will need to have an organization admin assigned



The screenshot shows the PeeringDB website interface. At the top, there is a search bar with the text "Search here for a network, IX, or facility." and a user profile "ghankins-example". Below the search bar, there is a link "Advanced Search" and a prominent blue button labeled "Click 'Request Ownership'" with a subtext "Generates a Support Ticket for Validation and Approval". A blue arrow points from this button to a "Request Ownership" button located in the top right corner of the main content area. On the left, the "Example-IX" record is displayed as a table with the following details:

Organization	<a href="#">Example-IX</a>
Long Name	Example-IX, the only ATM multicast IX on the planet!
City	Atlanta
Country	US
Continental Region	North America
Media Type	ATM
Protocols Supported	<input type="radio"/> Unicast IPv4 <input checked="" type="radio"/> Multicast <input type="radio"/> IPv6

On the right, the "Peers at this Exchange Point" section is visible, featuring a "Filter" input field and a table with headers: "Peer Name ▼", "ASN", "IPv4", "IPv6", "Speed", and "Policy". The table currently displays the message: "Nothing matched your filter. You may filter by Exchange, ASN, Policy or Speed".

# Multiple Records Under a Single Organization

LINX Silver Sponsor	
Website	<a href="https://www.linx.net">https://www.linx.net</a>
Address 1	The London Internet Exchange Ltd
Address 2	5th Floor, 24 Monument Street
Location	London, , EC3R 8AJ
Country Code	GB

Facilities		Filter
Name ▼	Country City	
<a href="#">IXCardiff</a>	United Kingdom Cardiff	

Networks		Filter
Name ▼	ASN	
<a href="#">LINX NoVA (LINX USA Inc.)</a>	21919	
<a href="#">LINX Route Servers</a>	8714	
<a href="#">London Internet Exchange (LINX)</a>	5459	

Exchanges		Filter
Name ▼	Country City	
<a href="#">IXCardiff</a>	United Kingdom Cardiff	
<a href="#">IXManchester</a>	United Kingdom Manchester	
<a href="#">IXScotland</a>	United Kingdom Scotland	
<a href="#">LINX LON1</a>	United Kingdom London	
<a href="#">LINX LON2</a>	United Kingdom London	
<a href="#">LINX NoVA</a>	United States of America Northern Virginia	

Facilities are  
Shown Here  
LINX has 1  
Facility

Networks are  
Shown Here  
LINX has 2  
Network  
Records

Exchanges are Shown Here  
LINX has 6 Exchange Records

# One Account Managing Multiple Organizations

PeeringDB

Search here for a network, IX, or facility.  
[Advanced Search](#)

**job**

### Affiliate with Organization

To affiliate with an Organization, please enter a valid ASN or Organization name below.

ASN

Organization

Affiliate

### Existing Affiliations

Your affiliation with [NTT Communications \(Global\)](#) has been approved

Your affiliation with [NLNOG RING](#) has been approved

Your affiliation with [Netwerkvereniging Coloclue](#) has been approved

Your affiliation with [Snijders IT](#) has been approved

Account “job” is  
Affiliated with 4  
Organizations



# Organization User Management

**Manage**

[Add Facility](#) [Add Network](#) [Add Exchange](#) **Users** Permissions

**Approve or Deny Pending Requests**

**Delegate Permissions for Members**  
Admins Have Access to Everything

**Users requesting affiliation**

Name User	Email Confirmed	Date
Currently no users requesting affiliation with Nokia IP/Optical Networks Labs		

**Users in Organization**

Name User	Email	Group
Greg Hankins ghankins	greg.hankins@alcatel-lucent.com	<div>admin</div> <div>member</div> <div>admin</div>

**Change User Access Levels**  
Admin – Administrator  
Member – Delegate Permissions

**Remove Users From the Organization**  
Does not Remove the User Account From PeeringDB

**Remove**

**Save**

# Administrative Permission Delegation

User “equinix-uk” can Manage Several Network Records, but no Exchanges or Facilities

The screenshot displays the PeeringDB administrative interface. At the top, a header bar shows the user 'Paul Cairney <paul.cairney@eu.equinix.com> equinix-uk'. Below this, a table lists permissions for various network records. The 'Create', 'Update', and 'Delete' columns are circled in blue. Arrows point from these circles to a text box on the right that explains the actions: 'Create – New Entries in Record', 'Update – Change Existing Entries in Record', and 'Delete – Delete Entries in Record'. Another arrow points from the 'Create' circle to the 'Network - Equinix UK' entry in the list. Below the first table, a second table shows permissions for 'Raphael Ho <raphael.ho@ap.equinix.com> rho'. A third arrow points from the 'Any Facility' entry in this second table to the same text box on the right.

	Create	Update	Delete
<input checked="" type="checkbox"/> Network - Equinix Netherlands	<input checked="" type="checkbox"/>	<input checked="" type="checkbox"/>	<input checked="" type="checkbox"/>
<input checked="" type="checkbox"/> Network - Equinix UK	<input checked="" type="checkbox"/>	<input checked="" type="checkbox"/>	<input checked="" type="checkbox"/>
<input checked="" type="checkbox"/> Network - Equinix Germany	<input checked="" type="checkbox"/>	<input checked="" type="checkbox"/>	<input checked="" type="checkbox"/>
<input checked="" type="checkbox"/> Network - Equinix France	<input checked="" type="checkbox"/>	<input checked="" type="checkbox"/>	<input checked="" type="checkbox"/>
<input checked="" type="checkbox"/> Network - Equinix Switzerland	<input checked="" type="checkbox"/>	<input checked="" type="checkbox"/>	<input checked="" type="checkbox"/>
Any Exchange	<input type="checkbox"/>	<input type="checkbox"/>	<input type="checkbox"/>

Add

	Create	Update	Delete
<input checked="" type="checkbox"/> Network - Equinix Connect	<input checked="" type="checkbox"/>	<input checked="" type="checkbox"/>	<input type="checkbox"/>
<input checked="" type="checkbox"/> Any Exchange	<input checked="" type="checkbox"/>	<input checked="" type="checkbox"/>	<input type="checkbox"/>
<input checked="" type="checkbox"/> Any Facility	<input checked="" type="checkbox"/>	<input checked="" type="checkbox"/>	<input type="checkbox"/>
Any Exchange	<input type="checkbox"/>	<input type="checkbox"/>	<input type="checkbox"/>

Add

Create – New Entries in Record  
Update – Change Existing Entries in Record  
Delete – Delete Entries in Record

User “rho” can Manage the “Equinix Connect” Network Record, and Any Exchange or Facility

# Network Record Contact Information Permissions

Contact Information

Role ▼	Name Visibility	Phone E-Mail
<input checked="" type="checkbox"/> NOC	Greg Hankins, Alastair Users	 as38016@alcatel-lucent.com
<input checked="" type="checkbox"/> Technical	Greg Hankins, Alastair Users	 as38016@alcatel-lucent.com

Role: Abuse

Name:

Email:

Phone:

Visibility: 

Private  
Private  
Users  
Public

## Separate Visibility Preferences for Each Role

Private – Organization Only (Default)

Users – Registered Users Only

Public – Anyone (no Login Required)

### Roles:

Abuse

Policy

Technical

NOC

Public Relations

Sales

# Adding a New Exchange to Your Organization

**Manage**

[Add Facility](#) [Add Network](#) **[Add Exchange](#)** [Users](#) [Permissions](#)

Add a new Exchange to your Organization. Note that the newly created Exchange will need to be approved by PeeringDB staff before it will appear in the search results or the API listings

**Submit Exchange**

**Generates a Support Ticket for Validation and Approval**

**Enter Exchange Info Here, Then Click "Submit Exchange"**

Name

Website

City

Country

Continental Region

Media Type

Unicast IPv4 ☐

Multicast ☐

IPv6 ☐

Traffic Stats Website

Technical E-mail

Technical Phone

Policy E-mail

Policy Phone

# Editing Your Exchange Record

Example-IX

CancelSave

Organization	Example-IX
Long Name	Example-IX, the only ATM multicast IX on the planet!
City	Atlanta
Country	United States
Continental Region	North America
Media Type	ATM
Protocols Supported	<input type="checkbox"/> Unicast IPv4 <input checked="" type="checkbox"/> Multicast <input type="checkbox"/> IPv6
Contact Information	
Company Website	http://www.example.com
Traffic Stats Website	http://www.example.com
Technical Email	name@example.com
Technical Phone	
Policy Email	name@example.com
Policy Phone	

Peers at this Exchange Point

Filter

Peer Name ▼	IPv4	Speed
ASN	IPv6	Policy
Nothing matched your filter You may filter by Exchange, ASN, Policy or Speed		

**Networks are Still Required to Associate their Record at a Facility or Exchange**

**Enter Exchange Info Here, Then Click "Save"**

# Editing Your Exchange Record

The screenshot displays the PeeringDB interface for editing an exchange record. It is divided into two main sections: 'LANs' and 'Local Facilities'.

**LANs Section:** This section is highlighted with a blue box. It contains a table with columns 'Name', 'DOT1Q', and 'MTU'. Below the table, there are input fields for 'Name', 'DOT1Q', and 'MTU', along with an 'Add' button. The table shows one entry: 'Peering LAN' with a checked 'DOT1Q' box and an 'MTU' of 9000. Below the table, there are input fields for 'Name', 'DOT1Q', and 'MTU', along with an 'Add' button.

**Local Facilities Section:** This section is below the LANs section. It has a 'Filter' button and a table with columns 'Facility', 'Country', and 'City'. Below the table, there is a search bar with the text 'atlanta' entered. A dropdown menu shows search results: 'Equinix Atlanta (AT2/3)', 'Telx Atlanta', and 'Level(3) Atlanta Courtland'.

**Enter LAN Info Here**  
Name – Optional Name  
DOT1Q – 802.1Q Tag  
MTU  
IPv4/IPv6 Addresses

**Add Facilities Here**  
Autocomplete on  
Existing Facilities, Must  
Contact Support to Add  
a New Facility



# Questions?